

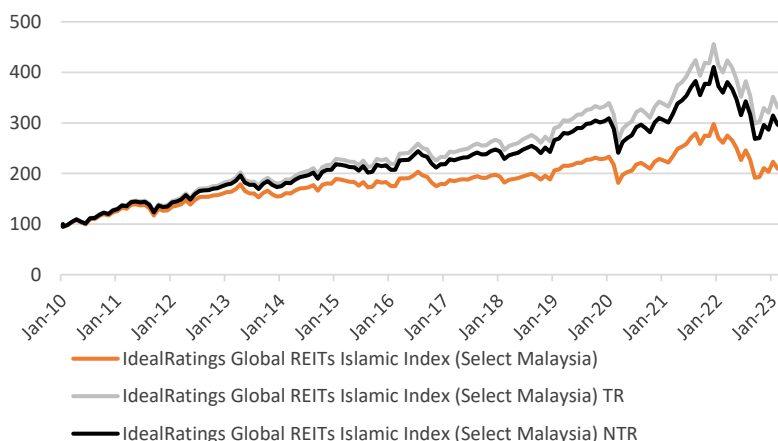
IdealRatings Global REITs Islamic Index (Top 50)

IdealRatings®

31 Mar 2023

IdealRatings Global REITs Islamic Index (Top 50), is a subset of the IdealRatings Global REITs Islamic Index (Select EV), comprises the top 50 US and global REITs, with a country cap of 50% on the United States.

Cumulative Performance



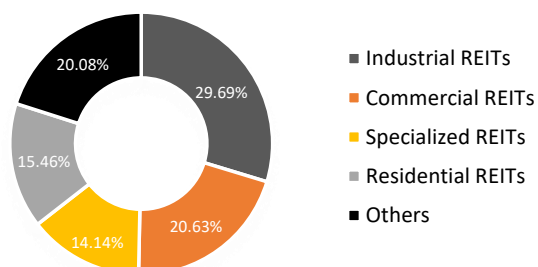
Ratios

Index	Risk Adjusted Return			Volatility			Div. Yld (%)
	1Yr	3Yrs	5Yrs	1Yr	3Yrs	5Yrs	
IdealRatings Global REITs Islamic Index (Top 50)	-0.90	0.33	0.26	0.26	0.21	0.19	3.66

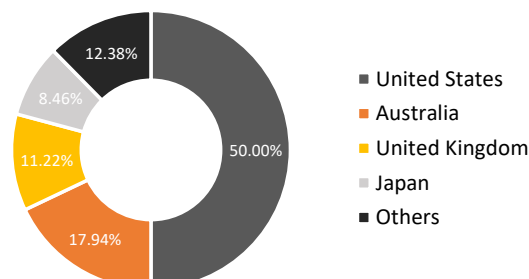
Performance

Index	Return (%)					Year on Year Return (%)		
	YTD	1Yr	3Yrs	5Yrs	Total	2020	2021	2022
PR	0.57	-25.64	4.09	1.78	104.59	-0.16	30.16	-31.70
TR	1.53	-23.26	7.05	4.99	224.92	2.73	33.35	-29.82
NTR	1.41	-23.64	6.43	4.26	190.72	2.04	32.56	-30.17

Sector Breakdown



Country Breakdown



Index Characteristics

Number of Constituents	50
Largest MC	\$ 81,873.05 M
Smallest MC	\$ 3,961.83 M
Average MC	\$ 15,394.94 M
Median MC	\$ 9,986.61 M
Currency of Calculation	USD
Inception Date	04 January 2010

Top 5 Constituents

Goodman Group	10.64%
Prologis Inc	8.58%
Link Real Estate Investment Trust	7.35%
American Tower Corp	7.10%
SEGRO plc	5.16%

Constituents by Country

Country	Count	Market Cap
United States	25	\$ 384,873.42 M
Australia	7	\$ 138,086.53 M
United Kingdom	5	\$ 86,377.85 M
Japan	7	\$ 65,113.68 M
Others	6	\$ 95,295.36 M

31 Mar 2023


About IdealRatings

IdealRatings Inc. specializes in working with investors aspiring to align their values with their investment goals. The company has been enhancing and expanding its tools and services for values-based investors since 2006. IdealRatings Inc. solutions are utilized by a diverse range of clients worldwide; including institutional investors, asset managers, index providers, and brokerage firms. IdealRatings Islamic Indices consist of a rich subset of listed equities that adhere to clearly defined and transparent Shariah guidelines.

IdealRatings Inc. is the sole proprietor of the IdealRatings® trademark. This document shall not grant any rights to use or benefit from the IdealRatings® trademark. The content of this document, therefore, shall not be REPRODUCED, MODIFIED or REDISTRIBUTED without obtaining a written consent. All data and analysis provided under the methodology at hand are made solely for information purposes and all performance analysis and figures provided are based on historical data and thus shall not act as a guarantee for future results. IN NO EVENT SHALL IDEALRATINGS OR ITS LICENSORS BE LIABLE TO CUSTOMER, OR TO ANY PERSON CLAIMING BY OR THROUGH CUSTOMER, FOR ANY LOST PROFITS, LOST BUSINESS, LOST REVENUE OR FOR ANY INDIRECT, PUNITIVE, SPECIAL, EXEMPLARY, INCIDENTAL, OR CONSEQUENTIAL DAMAGES (INCLUDING LOSS OF DATA, USE OR OTHER ECONOMIC ADVANTAGE) ARISING OUT OF, OR IN ANY WAY CONNECTED WITH THE PRODUCT DATA, INCLUDING BUT NOT LIMITED TO THE USE OR INABILITY TO USE THE PRODUCT DATA

COPYRIGHT IDEALRATINGS INC. 2006-2023. ANY UNAUTHORIZED COPYING, DISCLOSURE, OR DISTRIBUTION OF THE CONTENT OR MATERIAL IS STRICTLY PROHIBITED.

Contact Us

 Phone: +1 (415) 955-2737

 E-mail: info@idealratings.com

To learn more visit: www.idealratings.com

Corporate Headquarter

IdealRatings, Inc.
50 California Street, Suite 1500
San Francisco, CA 94111